

# **150M** Mini WiFi Repeater & 3G WiFi Router

## **VRP150**

### Quick Setting Guide

## Declaration

**Copyright © 2013 Shenzhen HouTian Network Communication Technology Co.Ltd**

All rights reserved, with retained ownership

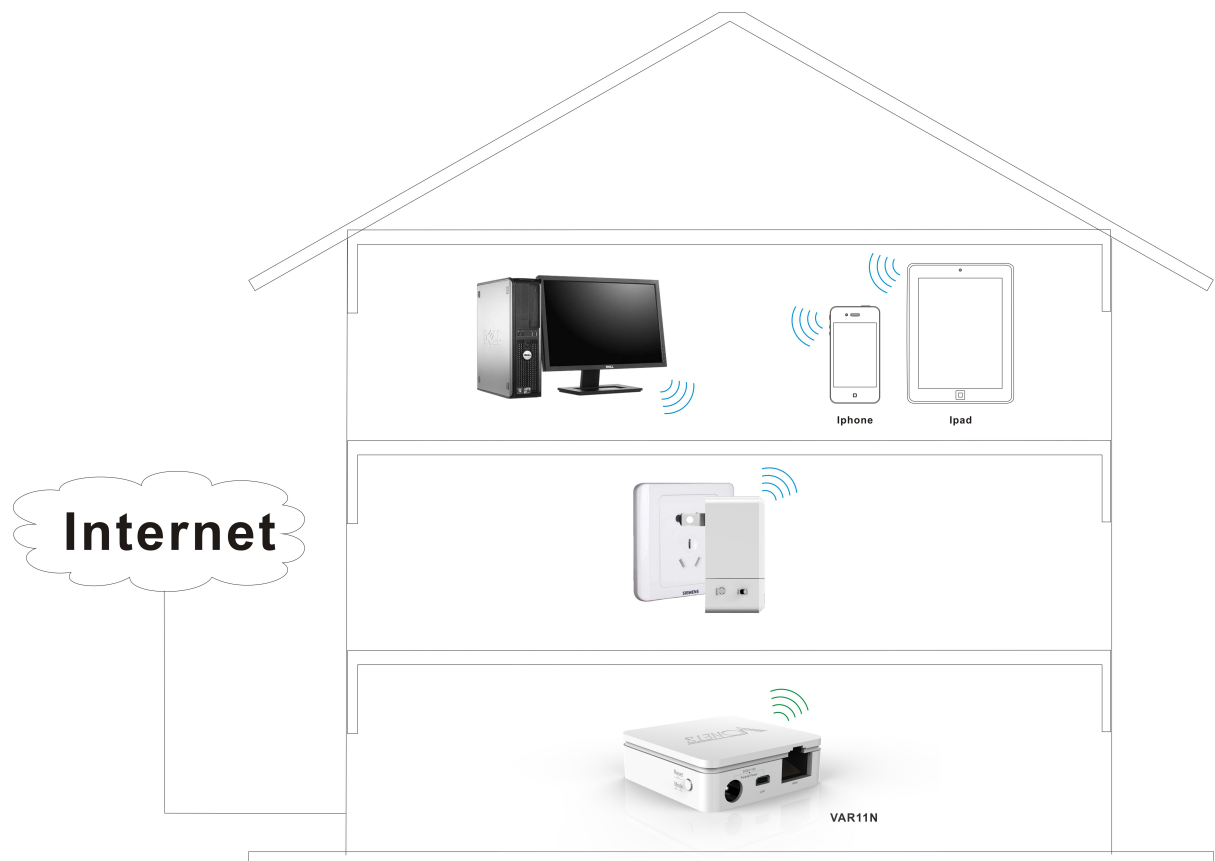
Without Shenzhen HouTian Network Communication Technology Co.Ltd written authorization, any company or personal can't copy, writer or translation part or all contents. Can't do commodity distribution for any commercial or profitable purposes by any ways(electricity, mechanical, photoprint, record or other methods).

**VONETS** is the registered trademark of Shenzhen HouTian Network Communication Technology Co.Ltd. The other all trademarks or registered trademarks mentioned in this documents are belong to the individual owners. The product specifications and information technology mentioned in this manual are just for reference, if any updates, without other notice. Except for special agreements, this manual is just for user guidance, any statements, information and so on in this manual can't constitute the warranty of any forms.


## Product Introduction:

### VRP150 support 3 functions

1. WiFi Repeater (VRP150): is a functional device that assists the Internet communication gateway to expand wireless coverage area. It is mainly used for expansion of wireless network signal and area coverage to make sure the smooth running of home wireless network.



2. 3G WiFi Router (VRP150): automatically connects to ISP's 3G WiFi data network by an external 3G network card, that creates a "hotspot" 3G to WiFi for customers, so that more than one person enjoy the simple, convenient WiFi network at the same time.



3. Charger(VRP150): 2A charger function, low noise, automatically fit for most smart phones, tablet PCs



Remark:


1. The default work mode of VRP150 is WiFi Repeater mode, when it is connected 3G network card, it will be switched to 3G router mode automatically without any setting to run 3G WiFi network.
2. When you want to restore the factory default setting, please press RESET button on the product for 5 seconds, after green light blink a few, it will reset automatically (it will take about 30 seconds)
3. Humanized design, When you do not need to connect Wifi while sleeping at night, you can press the switch on the housing, turned off the wifi to reduce unnecessary radiation, beneficial to health.

# Chapter 1 Quick Setting Guide of WiFi Repeater mode

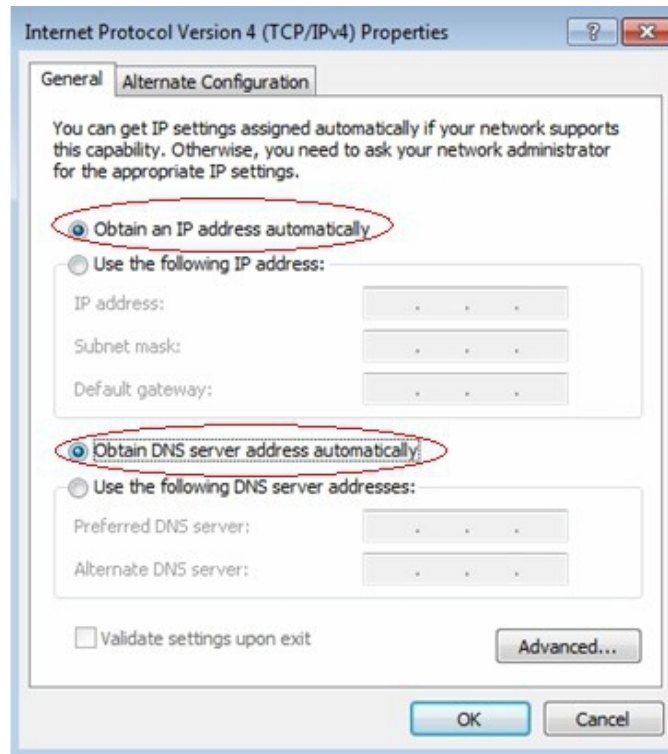
## 1. Configure VRP150

- Wireless connect VRP150 by laptops, smart mobiles, IPAD and other wireless devices.
- The default WiFi SSID (WiFi name) is: VONETS\_the last six characters of product MAC address.
- The default WiFi password is 12345678

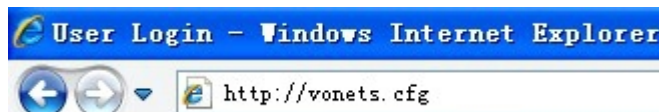
See the following picture:



Set computer IP address to automatically, please see the words in the red circle of the following picture:



2. Open the IE browser, enter <http://vonets.cfg> virtual domain name setting(VDNS).

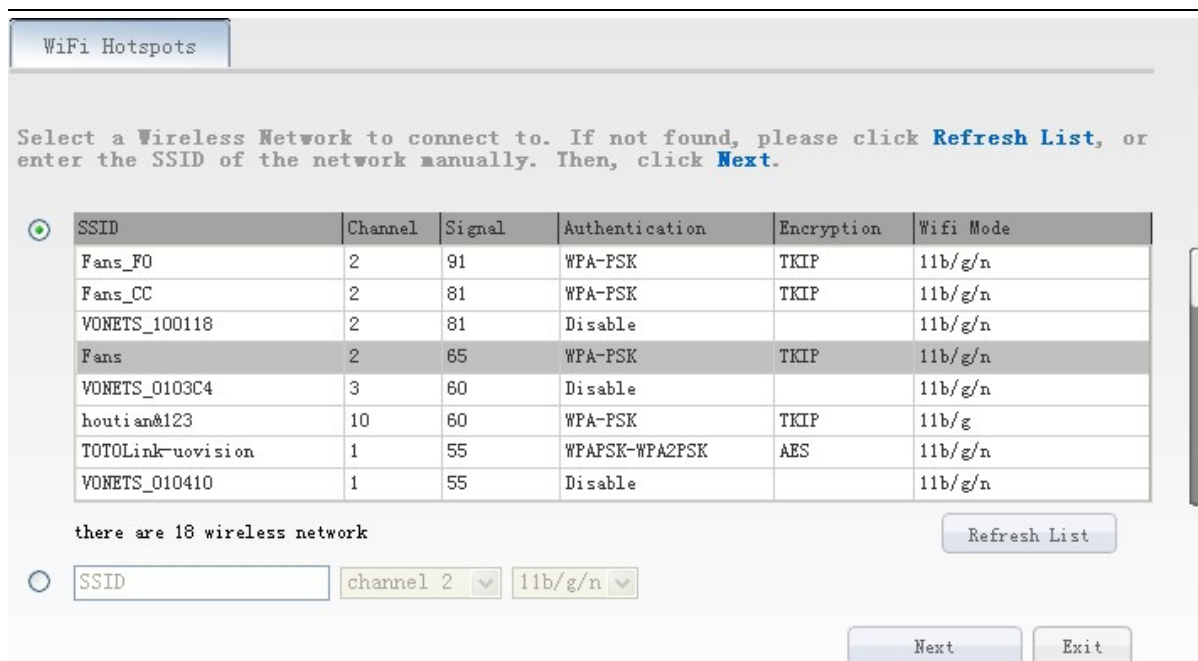


Remark:

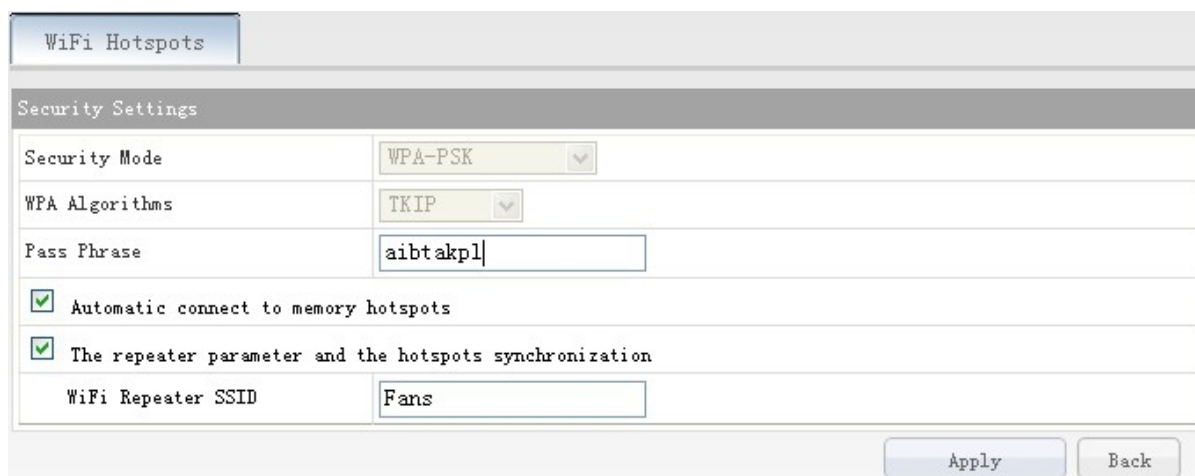
Enter domain name, then Enter, the login page will appear, the default admin and password is admin.

### 3. Scan Hotspots

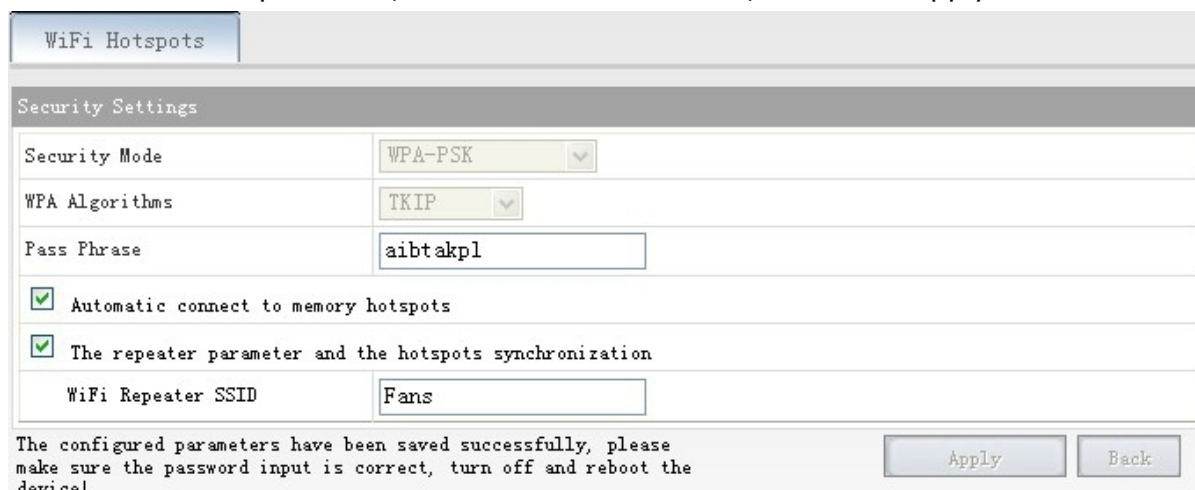
After entering the IE browser, the WiFi hotspots window will appear, can search the WIFI hotspots signal that opened SSID broadcast around, please see the following:



- Choose a correct WiFi signal, then click Next, the following interface will appear:



- Enter the correct password, confirm it is correct one, then click Apply button.




- Click Apply button, the above interface will appear, the configured parameters have been saved successfully, please make sure the password input is correct, turn off and reboot the device.

**Remark:** After configured successfully, the WiFi name and password of the device are the same as the source hotspot's parameters, users can go to WiFi Repeater menu to change SSID and password.

## Chapter 2 Quick Setting Guide of 3G Router mode

1. VRP150 is connected to 3G network card and power adapter, VRP150 will be switched to 3G router mode automatically, users no need any setting can have run 3G WiFi network. See the following picture:





Remark:

1. When the green light is blinking, it means the product is doing 3G dial-up connection.
2. When the green light is always on, it means the dial-up connection is successful, user can connect it by wireless devices.
3. When users connect it by wireless devices, please pay attention to:
  - The default WiFi SSID (WiFi name) is: VONETS\_the last six characters of product MAC address.
  - The default WiFi password is 12345678.

## Chapter 3 Quick VRP150 Support 3G Network Card Model

Brand	Model	Device Type
HUAWEI	122	CDMA2000
	189	
	167	
	1261	
	177	
	156	
	EC1260	WCDMA
	E1750	
	E180	
	E3131	
E353		
ZTE	AC59	CDMA2000
	AC583	
	AC2787	
	AC586	
	AC2746	
	AC582	
	AC2736	WCDMA
	MF668A	
	MF656A	
	MF631	
190		
ETON	(ITON) TU930-EC4.3	CDMA2000
	(ITON) TU930 (WF4.2)	
	(ITON) TU930 (WF6.4)	WCDMA
Vtion	(Vtion)E1916	CDMA2000
	(Vtion)E1920	
	(Vtion)U2916	WCDMA
	(Vtion)U1920	
	(Vtion)U1916	
Freedom-e	W6	WCDMA
	W8	
	U8	CDMA2000